



Washington State Democrats | Every Race in Every Place

## A Guide to Virtual Convention

### How do I attend the Virtual Convention?

There are three different ways you can attend the Virtual State Convention!

1. Using Zoom on your computer, tablet, or smartphone;
2. Calling with a phone (landline or mobile);
3. Watching on YouTube from a computer, tablet, or smartphone.

This guide will describe these three options so you can determine the best fit for you.

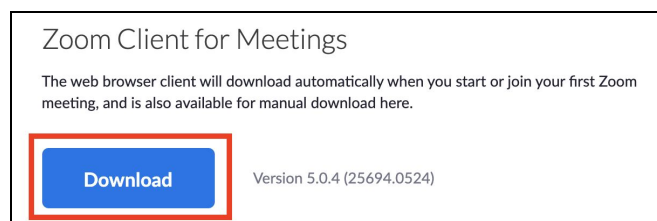
### 1. Attending State Convention by Zoom (Desktop, Tablet, or Smartphone):

*Note: If you already have Zoom on your laptop, desktop, or smartphone please make sure that you have the most recent version of Zoom (5.0, released in May of 2020). Without this update, calls will not start successfully, or may drop early on.*

#### A. From your Desktop Computer or Laptop

1. Before joining a Zoom meeting from a computer, you will need to download the Zoom app from the [Download Center](#).

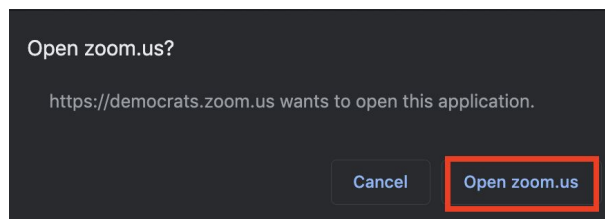
*Note: To download the Zoom desktop client, please select the option called “Zoom Client for Meetings” in the Download Center.*






## Washington State Democrats | Every Race in Every Place

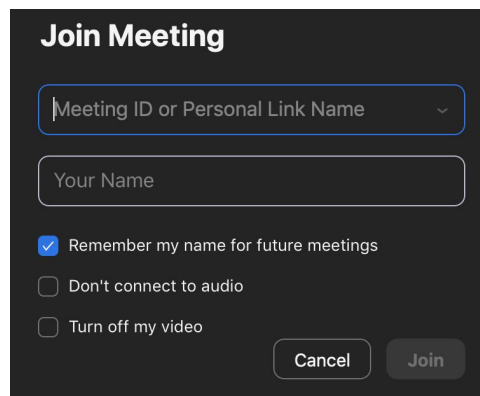
2. Once you download Zoom, you can either:
  - a. Locate your device's applications and search for 'Zoom' OR
  - b. Click the link in the Call to Meeting email
    - i. If you click the link from the Call to Meeting, you will be prompted to either "Cancel" or "Open zoom.us on your desktop." Make sure you click the second option.



3. Once the Zoom app is open, select "Join a Meeting." You do *not* need to have a Zoom login to join this meeting.



4. First, enter the meeting ID: **831 3742 8861**.





## Washington State Democrats | Every Race in Every Place

---

5. A popup will appear. Enter your first and last name and email address. Hit "Join Webinar" when you've filled out your information.


Finish registration to join the webinar.

Your Name:

Your Email:

Cancel Join Webinar

6. If everything worked as it should have, you will see a screen that looks like this:

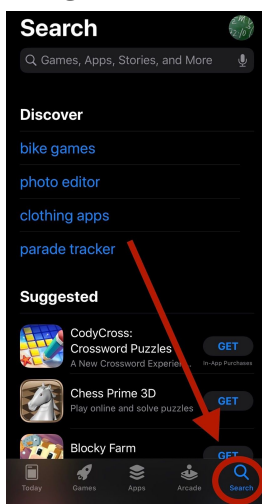




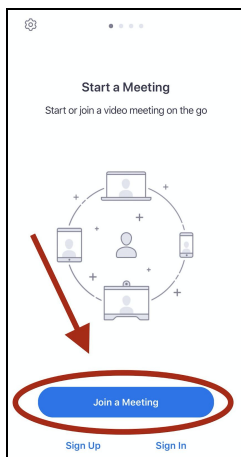
## Washington State Democrats | Every Race in Every Place

### B. From your Smartphone or Tablet

1. Before joining a Zoom meeting from a smartphone or tablet, you will need to download the Zoom app:
  - a. For [Android](#) smartphones and tablets
  - b. For [iOS](#) devices (an iPhone or iPad), locate your app store and search for “Zoom Cloud Meetings”



2. Once you download Zoom, you can either:
  - a. Search for 'Zoom' on your device OR
  - b. Click the link in the Call to Meeting email
3. Open the Zoom app; your screen will look something like this:





## Washington State Democrats | Every Race in Every Place

4. Select "Join a Meeting."
5. You will be prompted to type in the Meeting ID where it says "Meeting ID" and your name where it says "Screen Name."

Cancel Join a Meeting

Meeting ID

[Join with a personal link name](#)

Screen Name

Join

If you received an invitation link, tap on the link again to join the meeting

JOIN OPTIONS

Don't Connect To Audio

Turn Off My Video

6. After entering this information, select, "Join."
7. You'll be asked to enter your name again and your e-mail address. Type in this information, then select "Join."
8. If everything worked out as it should, your screen should look like this:





**Washington State Democrats | Every Race in Every Place**

---

## **2. Attending State Convention By Phone**

1. If you open the Call to Meeting email from your smartphone, you can click the following one-tap number and be taken directly to the meeting. No number punching needed!
  - a. One tap: +12532158782,,83137428861#
2. If you are calling from a landline or unable to join via smartphone or use the one tap number, call the following number and enter the meeting ID when prompted:
  - a. (253) 215-8782
  - b. Meeting ID: 831 3742 8861

## **3. Attending State Convention By Youtube (Desktop, Tablet, or Smartphone)**

1. Click the link [HERE](#) to watch a live stream of State Convention.

### **Additional resources:**

1. If you want to familiarize yourself with Zoom before Convention, click here to join a [test meeting](#). This is highly recommended!
2. If you'd like a visual representation of everything outlined above, please visit this [LINK](#) for a video tutorial on how to join a Zoom meeting.
3. Click [HERE](#) for troubleshooting tips if your audio is not working.

If you have any questions about this process, or need additional help, please reach out to us at [delegatehelp2020@wa-democrats.org](mailto:delegatehelp2020@wa-democrats.org).